


# Natural Gas Sampling System-3000

AMBIENT

The **NG-Sampling System-3000** is designated to take a sample stream from a pressurized natural gas source. It can either be connected directly to a pipeline or a sampling cylinder containing compressed natural gas.



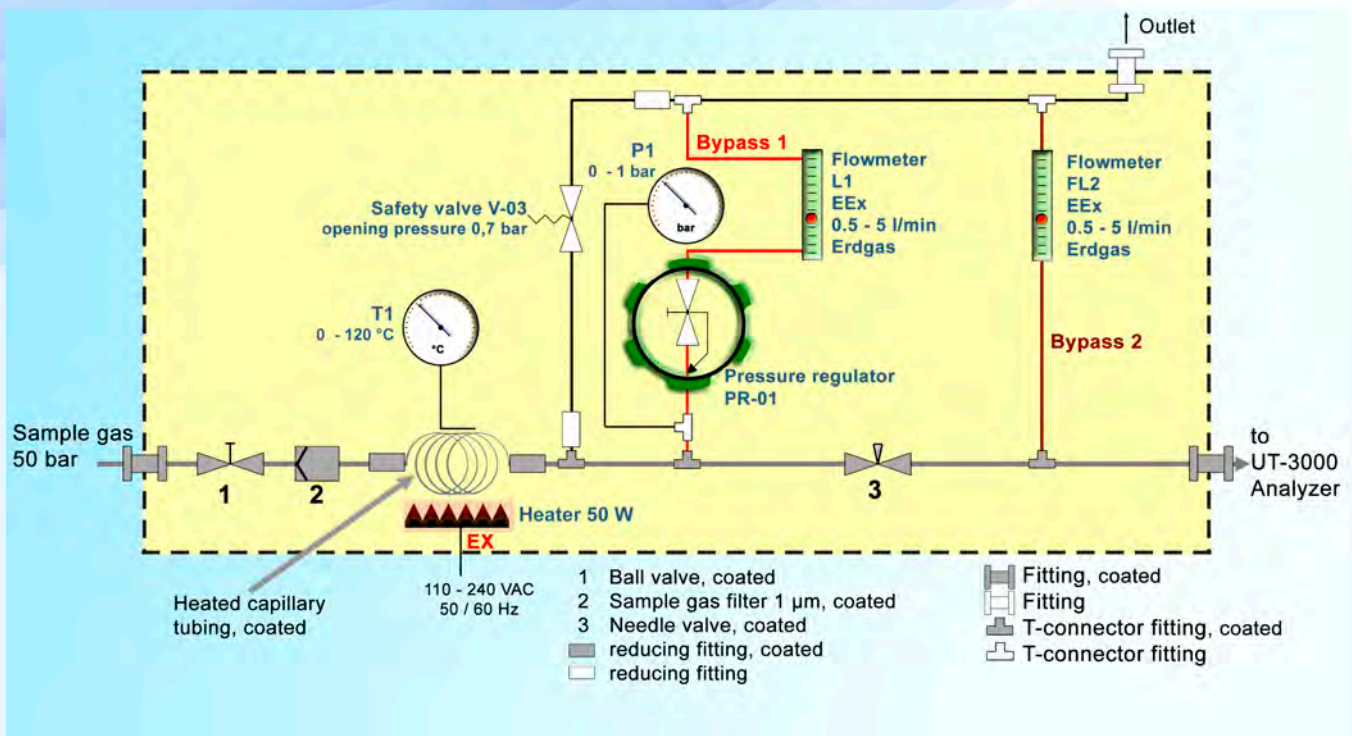
The outlet of the sampling system can be connected directly to an analyzer (**UT-3000**) or the gas can be fed into a special sample bag (Tedlar® bag) and carried to the analyzer. Tedlar® bags are available as accessories for the **UT-3000 Mercury Ultratracer**.



# General Information

For measuring mercury in natural gas the pressure of a high pressure sample feed has to be reduced to a suitably low pressure before measurement.

The new **NG-SAMPLING SYSTEM-3000** follows a straight forward design. It integrates a minimum of components. All gas wetted parts in the sample path have been silica coated. This allows a very fast conditioning and low memory effects.



## Setup and Operating principle

The high pressure sample passes a ball valve (1). A coated filter (2) removes particles from the sample. After that the sample gas passes a heated capillary tubing. Heating compensates the Joule-Thomson Effect caused by pressure drop inside of the capillary.

The heater temperature is displayed on the thermometer T1.

Pressure regulator PR-01 keeps the pressure at outlet of the capillary constant. The pressure is shown on pressure gauge P1 and can be adjusted on PR-01. Excess gas is vented off through flow meter FL1.

With needle valve 3 the combined flow of sample gas to the analyzer and to the vent through flow meter FL2 can be adjusted. If the analyzer samples gas from this stream the flow through FL2 will decrease, but has always to be positive.

In case of pressure breakthrough and a following increase of pressure at the low pressure side the safety valve V-03 will open and automatically release the pressure.

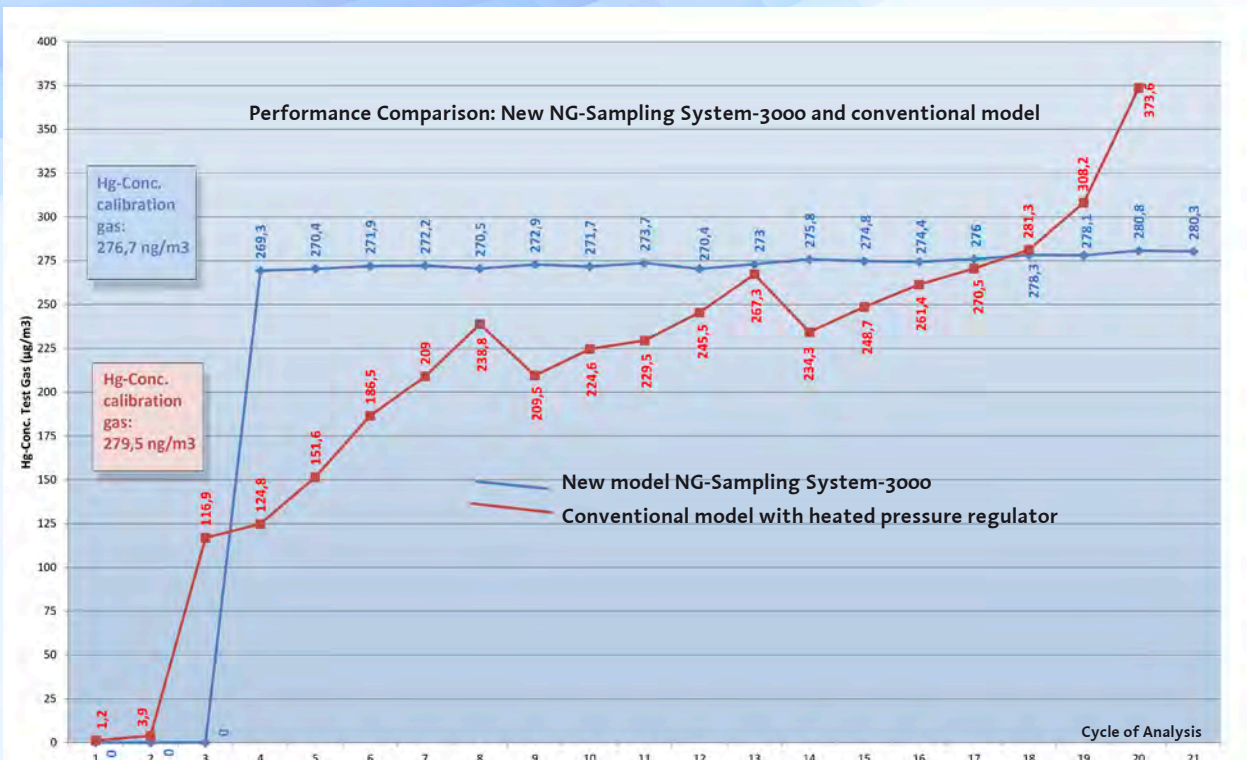
With ball valve 1 at Sample IN the sampling system can be isolated from the gas source. The needle valve 3 allows to close the outlet sample flow.




# Benefits of the new NG SAMPLING SYSTEM 3000

The new NG-SAMPLING SYSTEM-3000 shows a considerable performance improvement compared to conventional models with integrated heated pressure regulator.

- The NG-SAMPLING SYSTEM-3000 signal rises from start of measurement within a single measuring cycle (= 3 min) to more than 90% of the final concentration, whereas the conventional models need 10 cycles more.
- The readings using the new NG-SAMPLING SYSTEM-3000 are clearly more stable than the readings of conventional models.
- The readings using the new NG-SAMPLING SYSTEM-3000 are constant over a wide pressure range of the feed gas and pressure settings are kept much more stable.
- In contrast to conventional models, the readings obtained with the new NG Sampling System 3000 are insensitive to parameters not set precisely.
- The improved design of the NG-SAMPLING SYSTEM-3000 allows easier maintenance in case of contamination with liquid hydrocarbons.



Comparison of the results of the newly designed NG-Sampling System-3000 versus a conventional model with heated pressure regulator. Pressure ranges between 90 bar (at start) and 20 bar (at end).



Coated sample gas cylinder for high pressure methane calibration gas



## Technical Specifications

### NG SAMPLING SYSTEM 3000

Particle filter	1 micron stainless steel T-filter
Maximum Sample inlet pressure	approx. 200 bar
Pressure P1 (secondary side of heated pressure regulator)	0.0 – 1.0 bar (0.28 bar / 4 psi typically)
Flow 1	0 - 5 l/min
Flow 2	0 - 5 l/min
Materials used	Stainless Steel (partially coated), Viton, Ismaprene
Power supply	230 VAC / 50 Hz
Power consumption	175 VA
Dimensions	45 x 23 x 36 cm (W x H x D)
Weight	approx. 10 kg

As a leading supplier of high precision analytical equipment, we strive at all times to offer top quality solutions. Our quality management system is certified according to ISO 9001.

ENVEA GmbH  
 Liebigstraße 5  
 D-85757 Karlsfeld  
 mail.mi@envea.global  
 Tel.: +49(0)8131 - 50 57 20  
 Fax.: +49(0)8131 - 50 57 22



ENVEA (Headquarters)  
 111 Bd Robespierre / CS 80004  
 78304 Poissy CEDEX 4 - FRANCE  
 +33(0)1 39 22 38 00  
 info@envea.global



Visit us at:  
[www.envea.global](http://www.envea.global)

